


Application Fees Payment Process

STEP – 1

Contact Us for any assistance [10 AM to 5 PM] except holidays. ☎ +91 9073440497, 033-68203018 | ✉ loretocollege1912@gmail.com

 **LORETO COLLEGE**
Affiliated to University of Calcutta

Please Note down the "Acknowledgement Number" for future Login

Welcome, [User Name] [Logout](#)

Your Acknowledgement Number : [Acknowledgement Number]

You Applied for :

[Add Another Course](#)

Form Number	Programme Type	Programme Name	Combination	Application Fees	Print Application
6	Honours With Major	BA Honours	(Major - Minor1 - Minor2) English BA-BENGALI-ECONOMICS	Pay Application Fee	Print Form

Click on “Pay Application Fee” button for payment.

STEP – 2

The screenshot displays the SBI online payment interface. At the top, the SBI logo and navigation links (HOME, TRANSACTION HISTORY, FAQ'S, CUSTOMER SUPPORT) are visible. Below this is a 'Payment Progress' section with a five-step process: Select Payee (completed), Enter Payment Details (current step), Verify Payment Details, Complete Payment, and Print Receipt. The 'Enter Payment Details' section includes a dropdown menu for 'Payment Category'. The dropdown is open, showing several options: iLogy Theatre Workshop, Situated Minds Conference (Academics/Research), Situated Minds Conference (Professionals), Situated Minds Conference (Students), Online Application Fees (highlighted in blue and circled in red), Certificate Course in Life Skills, and --Select any Category--. A red arrow points to the 'Online Application Fees' option. Below the dropdown is a yellow 'Back' button. At the bottom of the page, there is a copyright notice for State Bank of India and a footer with 'Activate Windows' and links to Privacy Statement, Disclosures, and Terms of Use.

Select **“Online Application Fees”** under **“Payment Category”**.

STEP – 3

SBI SB Collect

[HOME](#) [TRANSACTION HISTORY](#) [FAQ'S](#) [CUSTOMER SUPPORT](#)

Payment Progress

Select Payee → **Enter Payment Details** → Verify Payment Details → Complete Payment → Print Receipt

LORETO COLLEGE | 7, MIDDLETON ROW , KOLKATA , KOLKATA-700071 [Add Another Course](#)

Enter Payment Details

Payment Category : Online Application Fees

Form Number * **XXXX**

Name * XXXX XXXX

Date of Birth * [dd/mm/yyyy]

Father / Mother Name * XXXX XXXX

Mobile * XXXXXXXXXX

Application Fees * 600
Fixed:Rs.600

Remarks :

- Please enter your correct Form Number
- Fees once paid will not be refunded

Enter Your Details

Remitter Name : XXXX XXXX

Mobile No : +91 XXXXXXXXXX

Email ID : XXXXXXXXXX

I have read and agreed to the [Terms & Conditions](#)

Enter the text as shown in the image : XXXXXXXX

Select one of the Captcha options *

Image Captcha Audio Captcha


5eygn

[Back](#) [Reset](#) [Next](#)

© State Bank of India [Privacy Statement](#) [Disclosures](#) [Terms of Use](#)


Now fill in all the details, but make sure the **“Form Number”** matches the one you applied with, as shown in the screenshot. Once everything is set, click the **“Next”** button.

STEP – 4


 SB Collect

[HOME](#) [TRANSACTION HISTORY](#) [FAQ'S](#) [CUSTOMER SUPPORT](#)

Payment Progress



Verify Payment Details

 LORETO COLLEGE

Payment Details

Payment Category : Online Application Fees Total Amount : INR 600.00

Form Number: 0

Name: 00000000000000000000

Date of Birth: 00/00/0000

Father / Mother Name: 00000000000000000000

Mobile: 00000000000000000000

Application Fees: 600

Remarks :

[Back](#) [Next](#)

© State Bank of India [Privacy Statement](#) [Disclosures](#) [Terms of Use](#)

This is the preview page. If you need to make any changes, click on the “**Back**” button. If everything looks good, click on the “**Next**” button.

STEP – 5

SBI SB Collect

[HOME](#) [TRANSACTION HISTORY](#) [FAQ'S](#) [CUSTOMER SUPPORT](#)

Payment Progress

Select Payee → Enter Payment Details → Verify Payment Details → **Complete Payment** → Print Receipt

Net Banking

- State Bank of India**
Bank Charges: 11.8
[Click Here](#)
- Other Banks Internet Banking**
Bank Charges: 17.7
[Click Here](#)

Card Payments

This payment mode is not available between 23:30 hours IST and 00:30 hours IST

- Rupay Debit Card**
Bank Charges: 0.0
[Click Here](#)
- Credit Cards**
Bank Charges: 12.98
[Click Here](#)

Other Payment Modes

- Branch**
Bank Charges: 59.0
[Click Here](#)
- NEFT/RTGS**
Bank Charges: 15.0
[Click Here](#)
- UPI**
Bank Charges: 0.0
[Click Here](#)

UPI is not available between 22:30 hours IST and 23:30 hours IST

© State Bank of India [Privacy Statement](#) [Disclosures](#) [Terms of Use](#)

This is the final step. Here, you need to select any payment method that is convenient for you. Then, complete the payment, and you will receive the **“Payment Receipt.”**

**** Pay Using Debit/Credit Card, if you are accessing from Mobile. For UPI Payment kindly do it From Desktop. If your payment stuck, then wait 24-72 hours. ****