



LORETO COLLEGE

7, MIDDLETON ROW, KOLKATA, KOLKATA-700071

UG Semester-1 Admission Fees Payment Process

STEP-1

Go to the admission portal and click on “**Admission Confirmation**” button. Only candidates listed in the merit list are eligible to log in.

Contact Us for any assistance (8:30 AM to 3:30 PM) except holidays. ☎ +91 9073440497, 033-68203018 (calls only) ✉ admission@loretocollege.in 🌐 Prospectus 📄 How to Pay Admission Fees **Admission Confirmation**

LORETO COLLEGE
Affiliated to University of Calcutta

NOTICES APPLY

Latest Updates

HOME PROSPECTUS

ONLINE ADMISSION 2026-27

How To Apply

STEP I CLICK ON APPLY NOW FOR NEW APPLICANT

STEP II FILL UP YOUR NAME, DOB, MOBILE NUMBER AND SUBMIT (PLEASE NOTE - THE MOBILE NUMBER SHOULD BELONG TO 1. EITHER THE APPLICANT 2. OR HER FATHER OR MOTHER. THE MOBILE NUMBER OF THE CYBER CAFÉ OR ANY OTHER PERSON WILL NOT BE ALLOWED)

STEP III AN ACKNOWLEDGEMENT NUMBER WILL BE FORWARDED TO YOUR MOBILE NUMBER

STEP IV THE ACKNOWLEDGEMENT NUMBER, TO BE PRESERVED FOR FUTURE LOG IN

STEP V BEFORE FINAL SUBMISSION, PLEASE PREVIEW YOUR APPLICATION FORM FOR ANY NECESSARY CORRECTION AND EDIT ALL MISTAKES (PLEASE

Instruction

1. Please upload all the documents carefully :

Document	Type	Resolution	File Size
Recent Passport size Applicant Photograph	.jpg	100 DPI	< 100 kb
Applicant Signature	.jpg	100 DPI	< 100 kb
Class 12 Marksheet	.jpg	150 DPI	< 250 kb
Age Proof Document (Class X Admit Card / Birth Certificate / Certificate of Madhyamik or Equivalent Examination)	.jpg	150 DPI	< 250 kb
Category Certificate like	.jpg	100 DPI	< 250 kb

Applicant Login (Already Applied)

Acknowledgement Number:

Date of Birth: Date Month Year

d22f8f

[Try Another](#)

[Login](#)

New Applicant ? [Register Now](#)

Forgot Acknowledgement Number? [Click Here](#)

[Print Application Form](#)

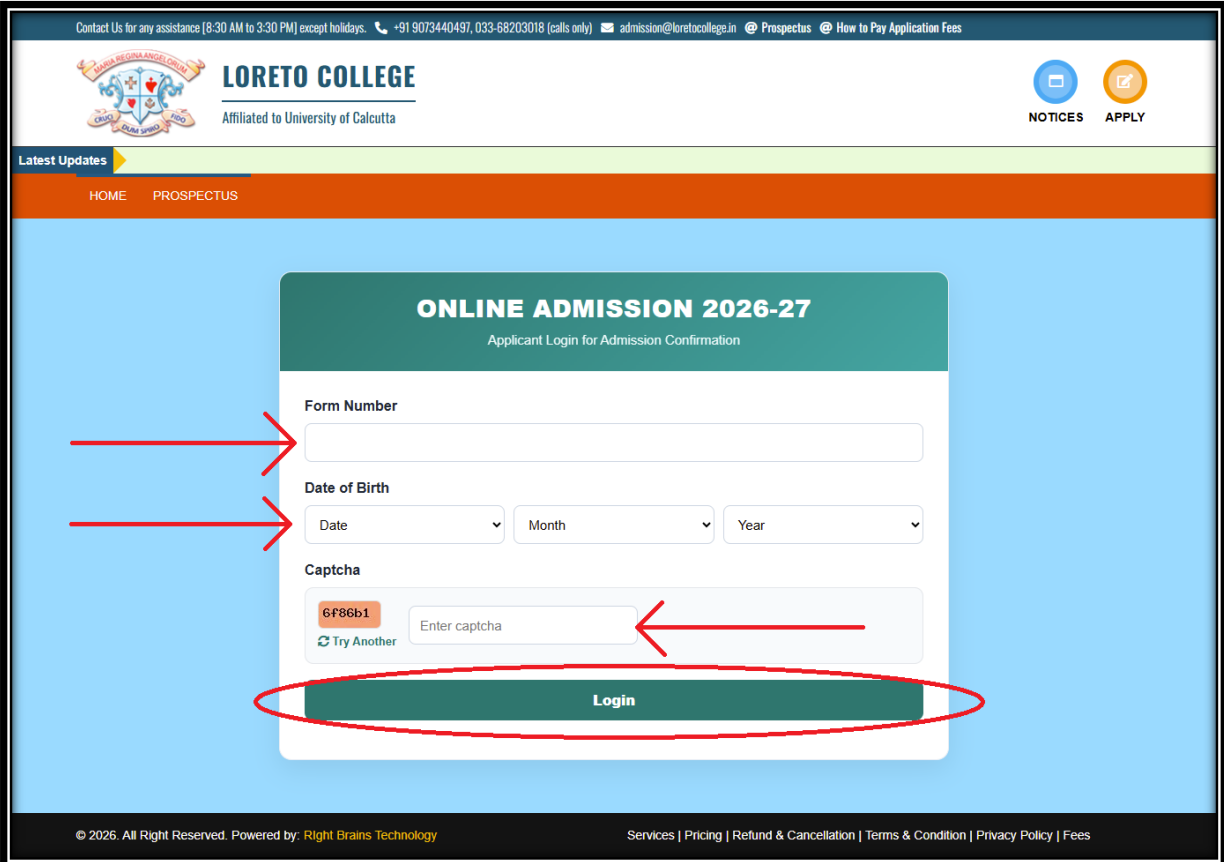
Note: If any information found incorrect at the time of verification, the admission will be cancelled and the fees deposited against the admission will be forfeited.

Application For Online Admission 2026-27 Close

© 2026. All Right Reserved. Powered by: [Right Brains Technology](#) Services | Pricing | Refund & Cancellation | Terms & Condition | Privacy Policy | Fees

STEP-2

Fill in the **Form Number**, **Date of Birth**, and **Captcha Code**, then click the **“Login”** button to log in.



The screenshot displays the Loreto College website's online admission portal. At the top, there is a navigation bar with contact information and links for 'NOTICES' and 'APPLY'. Below this is a 'Latest Updates' section with 'HOME' and 'PROSPECTUS' links. The main content area features a green header for 'ONLINE ADMISSION 2026-27' and 'Applicant Login for Admission Confirmation'. The login form includes three input fields: 'Form Number' (a text box), 'Date of Birth' (three dropdown menus for Date, Month, and Year), and 'Captcha' (a box showing the code '6F86b1' and a 'Try Another' link). A red oval highlights the 'Login' button at the bottom of the form. Red arrows point to the 'Form Number' and 'Date of Birth' fields, and another red arrow points to the 'Captcha' input box.

Contact Us for any assistance [8:30 AM to 3:30 PM] except holidays. ☎ +91 9073440497, 033-68203018 (calls only) ✉ admission@loretocollege.in 🌐 Prospectus 📄 How to Pay Application Fees

LORETO COLLEGE
Affiliated to University of Calcutta

NOTICES APPLY

Latest Updates

HOME PROSPECTUS

ONLINE ADMISSION 2026-27
Applicant Login for Admission Confirmation

Form Number

Date of Birth

Date Month Year

Captcha


6F86b1 Enter captcha Try Another

Login

© 2026. All Right Reserved. Powered by: Right Brains Technology Services | Pricing | Refund & Cancellation | Terms & Condition | Privacy Policy | Fees

STEP-3

This is the Payment Guide page. Please review all the information carefully, especially the **Form Number**, **Bill Book Number**, and **fee details**, as these will be required during the payment process on the payment portal. Ensure that the fee details entered in the payment portal exactly match those shown on this page. After reviewing the information, click on the “**Take Admission**” button to pay the admission fee.



LORETO COLLEGE
7, MIDDLETON ROW, KOLKATA, KOLKATA-700071

Provide details of payment

Welcome, [REDACTED] [Logout](#)

Payment Category *	UG Semester-1 Admission (Select from Dropdown)
Student Name *	[REDACTED]
Form Number *	671
Department	English BA
Mobile	[REDACTED]
Guardian Name	[REDACTED]
Bill Book Number *	260001
Tuition Fees *	900 (Fixed)
Semester Fees *	20000 (Fixed)
Admission Fees *	5000 (Fixed)
University Registration Fees *	100 (Select from Dropdown)
University Sports Fees *	40 (Fixed)
Geography Practical Fee *	1500 (Select from Dropdown)
Psychology Practical Fee *	0 (Select from Dropdown)
HR or FMSG Practical Fee *	0 (Select from Dropdown)
Journalism Practical Fee *	0 (Select from Dropdown)
Self Financing HR or FMSG *	0 (Select from Dropdown)
Self Financing Sociology *	0 (Select from Dropdown)
Self Financing Statistics *	0 (Select from Dropdown)
Total Payable	Rs. 27540

Enter your correct Form Number and Bill Book Number.
Minor-I / CC1 / CC2 / IDC-I Practical Fee / Self Financing Fee is to be paid if applicable.

Please check the payment status after 24 to 48 hours.

[Print](#) [Take Admission](#)

STEP-4

On this page, select “**UG Semester-I Admission**” as the “**Payment Category**” to proceed with the admission fee payment. For Sociology BA select “**UG Sociology Semester-1 Admission**” as the “**Payment Category**”.

The screenshot displays the SBI SB Collect interface. At the top, the SBI logo and 'SB Collect' title are visible, along with navigation links for HOME, TRANSACTION HISTORY, FAQ'S, and CUSTOMER SUPPORT. A 'Payment Progress' section shows a five-step process: Select Payee (completed with a green checkmark), Enter Payment Details (current step with a blue circle), Verify Payment Details, Complete Payment, and Print Receipt. Below this, the payee information for LORETO COLLEGE is shown. The 'Enter Payment Details' section features a 'Payment Category' dropdown menu with 'UG Semester-1 Admission' selected, highlighted by a red arrow. A yellow 'Back' button is positioned below the dropdown. The footer includes the State Bank of India copyright notice and links for Privacy Statement, Disclosures, and Terms of Use.

STEP-5

Please fill in all the required details carefully, referring to the information provided on the “**Payment Guide Page**”, especially the “**Form Number**”, “**Bill Book Number**”, and “**fee details**”. After entering these details, fill in the “**Remitter Name**”, “**Mobile Number**”, “**Email ID**”, and “**Captcha Code**”, then click the “**Next**” button to proceed.

SBI SB Collect

HOME TRANSACTION HISTORY FAQS CUSTOMER SUPPORT

Payment Progress

Select Payee Enter Payment Details Verify Payment Details Complete Payment Print Receipt

LORETO COLLEGE | 7, MIDDLETON ROW, KOLKATA, KOLKATA-700071

Enter Payment Details

Payment Category: UG Semester-1 Admission

Student Name: [REDACTED]

Form Number: 671

Department: English BA

Mobile: [REDACTED]

Guardian Name: [REDACTED]

Bill Book Number: 260001

Tuition Fees: 900
Fixed:Rs.900

Semester Fees: 20000
Fixed:Rs.20000

Admission Fees: 5000
Fixed:Rs.5000

University Registration Fees: 100

University Sports Fees: 40
Fixed:Rs.40

Geography Practical Fee: 1500

Psychology Practical Fee: 0

HR or FMSG Practical Fee: 0

Journalism Practical Fee: 0

Self Financing HR or FMSG: 0

Self Financing Sociology: 0

Self Financing Statistics: 0

Remarks:

• Enter your correct Form Number and Bill Book Number
• If you do not have a self financing subject or practical select the zero option

Enter Your Details

Remitter Name: [REDACTED]

Mobile No.: 91 [REDACTED]

Email ID: [REDACTED]

I have read and agreed to the Terms & Conditions

Enter the text as shown in the image: mpghd
Select one of the Captcha options:
 Image Captcha
 Audio Captcha

Back Reset Next

LORETO COLLEGE
7, MIDDLETON ROW, KOLKATA, KOLKATA-700071

Welcome, [REDACTED] Log out

Payment Category: UG Semester-1 Admission (Select from Dropdown)

Student Name: [REDACTED]

Form Number: 671

Department: English BA

Mobile: [REDACTED]

Guardian Name: [REDACTED]

Bill Book Number: 260001

Tuition Fees: 900 (Fixed)

Semester Fees: 20000 (Fixed)

Admission Fees: 5000 (Fixed)

University Registration Fees: 100 (Select from Dropdown)

University Sports Fees: 40 (Fixed)

Geography Practical Fee: 1500 (Select from Dropdown)

Psychology Practical Fee: 0 (Select from Dropdown)

HR or FMSG Practical Fee: 0 (Select from Dropdown)

Journalism Practical Fee: 0 (Select from Dropdown)

Self Financing HR or FMSG: 0 (Select from Dropdown)

Self Financing Sociology: 0 (Select from Dropdown)

Self Financing Statistics: 0 (Select from Dropdown)

Total Payable: **Rs. 27540**

Enter your correct Form Number and Bill Book Number.
Minor-I / CC1 / CC2 / IDC-I Practical Fee / Self Financing Fee is to be paid if applicable.

Please check the payment status after 24 to 48 hours.

Print Take Admission

© State Bank of India Privacy Statement Disclosures Terms of Use

Note:

- University Registration will be Rs 100/- for ISC, CBSE, WBHSE & NIOS boards
- For all other boards, the University Registration will be Rs 200/-
- If you have Geography as a subject then select Geography Practical as Rs 1500/- otherwise it will be 0/-
- If you have Psychology as a subject then select Psychology Practical as Rs 1500/- otherwise it will be 0/-
- If you have Human Rights or Film Studies as a subject then select HR or FMSG Practical Fee as Rs 1500/- otherwise it will be 0/-
- If you have Journalism as a subject then select Journalism Practical as Rs 1500/- otherwise it will be 0/-

Self Financing Fees Semester-I

- If you have Human Rights or Film Studies then choose Rs 9000/- as Semester-I (Self Financing HR or FMSG fees) otherwise choose 0/-
- If you have Sociology then choose Rs 9000/- as Semester-I (Self Financing Sociology fees) otherwise choose 0/-
- If you have Statistics then choose Rs 9000/- as Semester-I (Self Financing Statistics fees) otherwise choose 0/-

Minor-I and IDC-I Practical Fee / Self Financing Fee is to be paid

STEP-6

Review the information carefully, confirm the details, and click the “**Next**” button to proceed.

SBI SB Collect


[HOME](#) [TRANSACTION HISTORY](#) [FAQ'S](#) [CUSTOMER SUPPORT](#)

Payment Progress

✓ → ✓ → **○** → ○ → ○

Select Payee Enter Payment Details **Verify Payment Details** Complete Payment Print Receipt

Verify Payment Details

 **LORETO COLLEGE**

Payment Details

Payment Category :	UG Semester-1 Admission	Total Amount :	INR 27,540.00
Student Name:	XXXXXXXXXX		
Form Number:	671		
Department:	English BA		
Mobile:	XXXXXXXXXX		
Guardian Name:	XXXXXXXXXX		
Bill Book Number:	260001		
Tuition Fees:	900		
Semester Fees:	20000		
Admission Fees:	5000		
University Registration Fees:	100		
University Sports Fees:	40		
Geography Practical Fee:	1500		
Psychology Practical Fee:	0		
HR or FMSG Practical Fee:	0		
Journalism Practical Fee:	0		
Self Financing HR or FMSG:	0		
Self Financing Sociology:	0		
Self Financing Statistics:	0		
Remarks :			

[Back](#) [Next](#)

© State Bank of India [Privacy Statement](#) [Disclosures](#) [Terms of Use](#)

STEP-7

Choose your preferred payment method and complete the payment process. Once the payment is successful, a challan page will be generated. You can then download the challan by clicking the “**Download**” button.

The screenshot displays the SBI SB Collect payment interface. At the top, the SBI logo and 'SB Collect' header are visible, along with navigation links for HOME, TRANSACTION HISTORY, FAQs, and CUSTOMER SUPPORT. The 'Payment Progress' section shows a five-step process: Select Payee, Enter Payment Details, Verify Payment Details, Complete Payment (highlighted with a blue circle), and Print Receipt. Below this, the 'Net Banking' section offers options for State Bank of India (Bank Charges: 11.8) and Other Banks Internet Banking (Bank Charges: 17.7). The 'Card Payments' section includes a note about unavailability between 23:30 hours IST and 00:30 hours IST, and offers Rupay Debit Card (Bank Charges: 0.0) and Credit Cards/Amex Cards (Bank Charges: 324.97). The 'Other Payment Modes' section includes Branch (Bank Charges: 59.0) and UPI (Bank Charges: 0.0), with a note that UPI is not available between 22:30 hours IST and 23:30 hours IST. The footer contains the copyright notice for State Bank of India and links for Privacy Statement, Disclosures, and Terms of Use.

SBI SB Collect

HOME TRANSACTION HISTORY FAQs CUSTOMER SUPPORT

Payment Progress

Select Payee → Enter Payment Details → Verify Payment Details → **Complete Payment** → Print Receipt

Net Banking

State Bank of India
Bank Charges: 11.8
[Click Here](#)

Other Banks Internet Banking
Bank Charges: 17.7
[Click Here](#)

Card Payments

This payment mode is not available between 23:30 hours IST and 00:30 hours IST

Rupay Debit Card
Bank Charges: 0.0
[Click Here](#)

Credit Cards/Amex Cards
Bank Charges: 324.97
[Click Here](#)

Other Payment Modes

Branch
Bank Charges: 59.0
[Click Here](#)

UPI is not available between 22:30 hours IST and 23:30 hours IST

LPI
UPI
Bank Charges: 0.0
[Click Here](#)

© State Bank of India [Privacy Statement](#) [Disclosures](#) [Terms of Use](#)

To re-print payment receipt click on Transaction History, Click By “**SB Collect Reference Number**”, enter the “**Reference Number**”, “**Mobile No**”, “**Captcha Code**” and “**Submit**” button.

The screenshot shows the SBI SB Collect Transaction History page. The page title is "SB Collect". The navigation menu includes "HOME", "TRANSACTION HISTORY", "FAQ'S", and "CUSTOMER SUPPORT". The "TRANSACTION HISTORY" link is circled in red. Below the navigation, there are three radio button options: "By OTP", "By Date Range", and "By SBCollect Reference Number starting with DU". The "By SBCollect Reference Number starting with DU" option is selected and circled in red. Below these options, there are input fields for "Reference Number", "Mobile Number", and "DOB". The "Mobile No" field has a red arrow pointing to it with the text "Please enter the mobile no provided at the time of payment". To the right of the "Mobile No" field, there is a "Captcha" section with the text "Enter the text as shown in the image" and a red arrow pointing to it. The captcha image shows the text "6r2gr" and the text "Select one of the Captcha options" with radio buttons for "Image Captcha" (selected) and "Audio Captcha". Below the captcha, there is a yellow "Submit" button circled in red. At the bottom of the page, there is a "Transaction Details" section with a table header: "Reference No", "Payee Name", "Transaction Date", "Payment Mode", "Amount(₹)", "Transaction Status", and "Download". The table content is empty, showing "No data available in table". At the bottom left, it says "Showing 0 to 0 of 0 entries".